



Important Notice

This presentation is issued on behalf of Pennant International Group plc (the “Company”) solely for the purposes of providing existing and prospective investors in the Company with information primarily concerning the Company’s financial performance for the six months ended 30 June 2021 and its future plans. This presentation does not constitute an admission document or prospectus nor does it constitute or form part of any offer or invitation to sell or issue, or any solicitation of any offer to purchase or subscribe for or otherwise acquire any securities of the Company or of a subsidiary undertaking of the Company, nor does this presentation constitute or form part of any invitation or inducement to engage in investment activity under section 21 of the Financial Services and Markets Act 2000 (“FSMA”), nor does it constitute a recommendation regarding securities of the Company, nor shall it or any part of it form the basis of or be relied on in connection with any contract or investment decision. Nothing in this presentation should be construed as constituting any form of investment advice, recommendation, guidance or proposal of a financial nature in respect of any investment issued by the Company or any transaction in relation to the Company. If you are considering engaging in any investment activity, you should seek appropriate independent advice and make your own assessment.

For the purpose of this notice, “presentation” means this document, any oral presentation, any question and answer session and any written or oral material discussed or distributed during the presentation meetings or any presentation to which this document relates. This presentation may not be copied, distributed, reproduced or passed on, directly or indirectly, in whole or in part, or disclosed by any recipient, to any other person (whether within or outside such person’s organisation or firm) or published in whole or in part, for any purpose or under any circumstances. The information in this presentation is provided as at the date of this presentation, has not been the subject of a structured verification exercise by the Company or its advisers and is subject to material amendment, updating and change. The Company does not undertake to provide the recipient with access to any additional information or to update this presentation or any additional information or to correct any inaccuracies in any such information which may become apparent. This document sets out certain matters relating to the Company and does not purport to provide a complete description of the Company or the matters the subject of the presentation.

This presentation is only directed to, in the UK (i) persons who, having professional experience in matters relating to investments, are deemed sufficiently expert or sufficiently substantial to understand the risks involved and as such fall within the definition of investment professionals as defined in Article 19(5) of the Financial Services and Markets Act 2000 (Financial Promotion) Order 2005, as amended (the “Order”), (ii) high net worth companies, partnerships and the trustees of high value trusts or unincorporated associations as defined in Article 49(2) (a) to (d) of that Order, and (iii) others to whom it can lawfully be distributed without approval by an authorised person, (each a “Relevant Person”); and, outside of the UK, persons who are “Qualified Investors” within the meaning of the Prospectus Directive (Directive 2003/71/EC and amendments thereto, including Directive 2010/73/EU, to the extent implemented in the relevant member state of the EEA) and any implementing measure in each relevant member state of the European Economic Area.

Any investment or investment activity to which this presentation relates is only available to and will only be engaged in with Relevant Persons and Qualified Investors. Any other persons should not rely on or act upon this presentation. By attending this presentation or accepting a copy of this document, the recipient represents and warrants that they are either a Relevant Person or a Qualified Investor. The information contained in this presentation is not for distribution, directly or indirectly, in or into the USA, Canada, Australia, New Zealand, South Africa or Japan or in any other country where such distribution may lead to a breach of any law or regulatory requirement. Neither the Company nor any of its advisers or connected persons accepts any liability to any person in relation to the distribution or possession of this presentation to or in any such jurisdiction.

The information described in this presentation may contain information that is confidential, price-sensitive and which has not been publicly disclosed. By your receipt of this presentation you recognise and accept that to extent that the information in this presentation does constitute “inside information” as defined in Article 7 of the Market Abuse Regulation (“MAR”) and section 56 of the Criminal Justice Act 1993 (the “CJA”) this presentation constitutes a “market sounding” for the purpose of Article 11 of MAR. You recognise and accept that such information is being provided to you by the Company pursuant to Article 11 of MAR and you confirm, warrant and undertake that you will not: (i) deal in securities that are price-affected securities (as defined in the CJA) in relation to the inside information, encourage another person to deal in price-affected securities or disclose the information except as permitted by the CJA or MAR or before the inside information is made public; (ii) or cancel or amend an order which has already been placed concerning a financial instrument (as defined in MAR) to which the inside information relates; (iii) deal or attempt to deal whether on your own account or for a third party directly or indirectly in a financial instrument on the basis of the inside information; (iv) disclose the inside information to another person other than in the normal exercise of your employment, profession or duties; or (v) engage in behaviour based on any inside information which might amount to market abuse or market manipulation for the purposes of MAR. You also confirm you will undertake your own assessment of whether you are in possession of inside information and when you cease to be in possession of inside information.

This presentation may contain forward-looking statements relating to the Company’s expected operations based on management’s current expectations, estimates and projections. Words such as “expects”, “intends”, “plans”, “projects”, “believes”, “estimates”, and similar expressions are used to identify such forward-looking statements. These statements are not warranties or guarantees of future performance and involve certain risks, uncertainties and assumptions that are difficult to predict. Outcomes and results may materially differ from what is expressed or forecast in such forward-looking statements. By their nature forward-looking statements involve risk and uncertainty as they relate to events and depend on circumstances that may occur in the future. Although the Company believes such statements are reasonable, no assurance can be given that these expectations will prove to be correct. There are a number of factors, many of which are beyond the control of the Company, which could cause actual results and developments to differ materially from those expressed or implied by forward-looking statements. No representation or warranty express or implied is made as to the fairness, accuracy or completeness of the information contained in this presentation and no reliance should be placed upon it. Save in the case of fraud, no liability is or will be accepted for such information by the Company, its advisers or any of their respective directors, officers, employees, agents or advisers or any other person. In particular it should be noted that information about past performance is not a guide as to future performance.

Company Briefing

Pennant International Group Plc


Cheltenham | Manchester | Fareham | Hertfordshire | Ottawa | Brisbane | Melbourne | Wagga Wagga | West Chester





2021 - Half Year Highlights

- Challenging H1; improved outlook for second half; trading in line for year as a whole;
- H1 gross margin impacted by MTE programme;
- Investment commenced in GenS; first software release successfully achieved post period end;
- Over £1m net annualised savings in admin costs being realised;
- Expansion of IPS business; including enhanced operational footprint in US;
- Achievement of operational milestones on key programmes;
- Development of innovative technology-based training solutions;
- Impact of Covid and Integrated Review on pipeline – Major Programme;
- New Chair appointed





Financial Headlines – 30th June 2021



HI 2021	HI 2020
REVENUE	REVENUE
£7.4M	£6.3M



HI 2021	HI 2020
GROSS MARGIN	GROSS MARGIN
21%	18%



HI 2021	HI 2020
ADMIN COSTS	ADMIN COSTS
£3.2M	£4.3M



HI 2021	HI 2020
NET ASSETS	NET ASSETS
£10.9M	£11.8M



HI 2021	HI 2020
EBITA	EBITA
(£1.0M)	(£2.5M)



HI 2021	HI 2020
ORDERBOOK	ORDERBOOK
£26M	£36M



HI 2021	HI 2020
NET DEBT	NET CASH
(£1.9M)	£2.0M



HI 2021	HI 2020
EPS	EPS
(4.64p)	(8.91p)



Consolidated Income Statement

£000	30 June 2021 (Unaudited)	30 June 2020 (Unaudited)	31 Dec 2020 (Audited)
Revenue	7.43	6.26	15.06
Gross profit	1.59	1.11	4.38
Administrative expenses	(2.57)	(3.64)	(7.92)
EBITA / PBITA (loss)	(0.98)	(2.53)	(1.64)
Amortisation	(0.65)	(0.63)	(1.37)
Operating (loss)	(1.63)	(3.16)	(3.01)
Net Finance costs	(0.07)	(0.07)	(0.13)
Tax	-	-	(0.51)
(Loss) for the period	(1.70)	(3.23)	(2.63)



Consolidated Balance Sheet

£m	30 June 2021 (Unaudited)	30 June 2020 (Unaudited)	31 Dec 2020 (Audited)
Non-current assets	14.2	14.5	14.8
Current assets	6.4	6.8	7.9
Current liabilities	(7.7)	(6.1)	(7.8)
Non-current liabilities	(2.0)	(3.4)	(2.5)
Shareholders funds	10.9	11.8	12.5

- Non-current assets reflect the amortisation and depreciation of assets
- Current assets include cash of £0.7m (2020 H1: £2.0m), trade and other receivables of £3.7m (2020 H1: £3.7m) and work in progress of £1.0m (2020 H1: £0.6m) reflecting the current position of contracts
- Current liabilities includes bank overdraft of £2.7m (2020 H1: £Nil) and the earn out provision for the ADG acquisition of £0.4m (2020 H1: £1.2m)
- Non-current liabilities includes £1.1m relating to payments due during the earn-out period of the ADG acquisition (2020 H1: £1.7m)



Consolidated Cash Flow

£m	Six months ended 30 June 2021 (Unaudited)	Six months ended 30 June 2020 (Unaudited)
Net cash generated from operations	0.23	4.50
Investing activities	(0.84)	(0.32)
Financing activities	(0.06)	(0.04)
Net (decrease) / increase in cash and cash equivalents	(0.67)	4.14
Cash and cash equivalents brought forward	(1.45)	(2.24)
Impact of foreign exchange	0.20	0.14
Cash and cash equivalents at end of period	(1.92)	2.03

➤ Cashflow position reflects phase of production (material purchasing) on engineered solutions contracts



Net Cash Generated From Operations

Cash generated from operations (£m)	Six months ended 30 June 2021 (Unaudited)	Six months ended 30 June 2020 (Unaudited)
(Loss) for the period	(1.70)	(3.23)
Depreciation	0.33	0.37
Amortisation	0.65	0.63
Share based payments	0.04	0.05
Other – finance, tax	0.07	0.07
Operating cash flow before working capital	(0.61)	(2.11)
Working capital movement	0.73	5.90
Cash generated from operations	0.12	3.78
Tax credit	0.18	0.79
Interest paid	(0.07)	(0.07)
Net cash generated from operations	0.23	4.50



IPS Performance

£m	30 June 2021 (Unaudited)	30 June 2020 (Unaudited)
Revenue		
Products / licences	0.4	0.3
Maintenance	0.6	0.5
Services	1.6	1.7
Total	2.6	2.5
Divisional contribution	0.4	0.2
Allocation of Group costs	(0.4)	(0.3)
Profit / (loss) for the period	0.0	(0.1)

➤ 2021 H1 shows incremental growth in products, licences and maintenance revenues with services remaining broadly in line with prior periods



TTD Performance

£m	30 June 2021 (Unaudited)	30 June 2020 (Unaudited)
Revenue		
Engineered	2.7	1.2
Generic	0.3	0.8
Technical Services and Support	1.8	1.8
Total	4.8	3.8
Divisional contribution	(1.1)	(2.5)
Allocation of Group costs	(0.6)	(0.6)
Loss for the period	(1.7)	(3.1)

- 2021 H1 performance significantly impacted by MTE programme; accounting for a significant proportion of revenue, trading at a low margin



Looking Forward



Three Year “Period End” Order Book - Aggregate £26m



Contract (£m)	Scheduled for delivery			
	2021 H2	2022	2023	2024 H1
TTD Engineered - General Dynamics – armoured vehicle trainer	1.0	-	-	-
TTD Engineered - UK OEM – helicopter maintenance trainer	0.8	1.0	-	-
TTD Generic - Middle East – installation of training aids	0.3	-	-	-
TTD Generic - Middle East – generic product suite	1.3	-	-	-
TTD Services - BAE Australia 5 year rolling term / 20 year framework – secured until 2025	0.8	1.6	1.6	0.8
TTD Services – HMRC rolling annual supply arrangement, commenced 2009	0.3	0.6	0.6	0.3
TTD Services – Track Access and Wildcat support	0.5	0.5	0.5	0.3
IPS Services & Maintenance - Ottawa DND, 5 year contract award to Dec 2023	1.8	3.8	3.8	-
IPS Maintenance - R4i software maintenance	0.4	1.2	1.3	0.7
TOTAL *	7.2	8.7	7.8	2.1

* Excludes post period end contract wins



Look Forward – Integrated Product Support

- Strong active pipeline > £14m
- Focus on North American and Australasia markets – leveraging existing footprint
- Post period end orders secured – circa £1.5m, over 12 months
- On track for revenues of £5.8m for full year
- Launch of GenS solution – providing end to end integrated secure digital capability



SELECTED IPS OPPORTUNITIES

Single Source

- Canadian DND – extension of LSA / OmegaPS services contract, circa £3.5m per annum
- Australia ADF – extension of OmegaPS software licence, circa £150k per annum

2022

- ADF – phase 2, services contract, S1000D data conversion
- North American OEM – R4i software
- US OEM – R4i software
- Commercial Space – R4i services

2023 & beyond

- Canada DND – renewal of 5 year single source OmegaPS / LSA services contract

There is no certainty as to timing, value or success of the pipeline opportunities.



Look Forward – Technical Training

- Active pipeline of over £25m (exc. major programme)
- Evolution of TTD business model
- Cost savings continue to be realised
- Completion of MTE programme – impact on margins
- Focus on utilisation of smart technologies; new innovative technology-based solutions
- Reassessment of resources allocated to division – potential reallocation of capital within wider business



SELECTED TTD OPPORTUNITIES

Single Source / Formally notified

- Major programme – circa £25
- Middle East – helicopter trainer, circa £1m
- Middle East – avionics trainers, circa £2.5m
- Rail – completion of prototype

2022

- UK MOD – mid-life update to existing solution
- Aus – mid-life update including capability enhancements
- UK MOD – virtual helicopter maintenance training solution
- Asia – provision of virtual parachute training solution

2023 & beyond

- Middle East – provision of suite of generic training aids to a new technical training facility

There is no certainty as to timing, value or success of the pipeline opportunities.



Group Outlook

- Implement and accelerate the Strategic plan, including:
 - Complete development of full GenS software solution
 - Progress corporate development activity – UK rail software and services
 - Evolution of TTD business – focus on training software, services and proprietary generic training aids
- Ensure Pennant IBP aligns with global trends; utilising Pennant's innovative, technology-focused solutions
- Leverage position as an independent SME in all geographical territories, e.g., UK DSIS



Pennant



Thank you for your attention